

COMPANY: _____ MACHINING SCHEDULE _____ OF _____

(A) DOOR INFORMATION

PREFIT DOOR SIZE: WIDTH _____ LENGTH _____ THICK _____

3 DEGREE BEVEL: HINGE EDGE YES NO LOCK EDGE YES NO

FINISHING: _____ FPC _____ PC _____ SCLC _____ MC _____
FLOATING BONDED BONDED FIREDOOR
 Particleboard STRUCTURAL COMP

WARNOCK HERSEY INT'L LABEL: 20 45 60 90

DOOR VENEER: _____
CUT SPECIES

STILES: MATCHING: MILL OPTION:

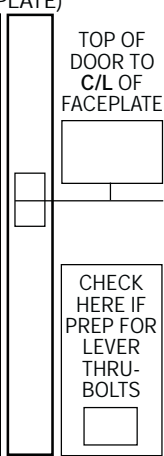
OTHER: _____

(B) HINGE INFORMATION

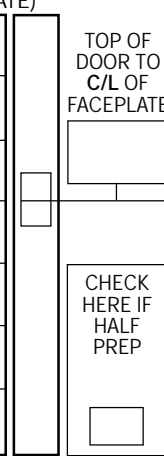
TOP OF DOOR TO TOP OF HINGE

FRAME MFR.
HINGE MFR. & TEMPLATE
HINGE SIZE
HINGE BACKSET ON DOOR
CORNER RADIUS OF HINGE
HINGE THICKNESS

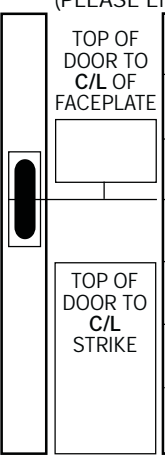
(C) CYLINDER LOCK INFORMATION
 (PLEASE ENCLOSE TEMPLATE)

LOCK MFR. & TEMPLATE	
LOCK BACKSET	
FACE BORE DIAMETER	
SIDE BORE DIAMETER	
FACE PLATE LENGTH X WIDTH	
FACE PLATE DEPTH	
FACE PLATE CORNER RADIUS	
CHECK HERE IF PREP FOR LEVER THRU-BOLTS <input type="checkbox"/>	

(D) DEADBOLT INFORMATION
 (PLEASE ENCLOSE TEMPLATE)

LOCK MFR. & TEMPLATE	
LOCK BACKSET	
FACE BORE DIAMETER	
SIDE BORE DIAMETER	
FACE PLATE LENGTH X WIDTH	
FACE PLATE DEPTH	
FACE PLATE CORNER RADIUS	
CHECK HERE IF HALF PREP <input type="checkbox"/>	

(E) MORT/CARD LOCK INFORMATION
 (PLEASE ENCLOSE TEMPLATE)

LOCK MFR. & TEMPLATE	
FUNCTION #	
POCKET DEPTH X WIDTH	
POCKET LENGTH	
FACE PLATE LENGTH X WIDTH	
FACE PLATE DEPTH	
FACE PLATE CORNER RADIUS	
CHECK HERE IF HALF PREP <input type="checkbox"/>	

(F) LITE/LOUVER INFORMATION

TYPE: _____

SIZE: WIDTH _____ x HEIGHT _____

TOP OF DOOR TO TOP OF LITE _____

SIDE OF DOOR TO SIDE OF LITE _____

BOTTOM OF DOOR TO BTM OF LOUVER _____

TYPE = WOOD LIP, WOOD FLUSH, METAL, FUSIBLE LINK OR CUT OUT ONLY

GIVE KIT SIZE, IF CUT OUT ONLY THEN GIVE ACTUAL CUT OUT SIZE

ALL LITE KITS ARE OPEN FOR 1/4" GLASS

(H) FLUSHBOLT INFORMATION
 (PLEASE ENCLOSE TEMPLATE)

1" X 8-1/8" W/ 1/4" RADIUS

1" X 8-1/2" W/ 1/4" RADIUS

1" X 6-3/4" W/ SQ. CORNERS

1" X 6-3/4" EXT: TOP _____" BTM _____(manual)

OTHER _____

(I) STRIKE INFO

4-7/8" X 1-1/4" W/ 3-3/8" LIP - - DUST BOX PREP

2-3/4" X 1-1/8" W/1-1/2" LIP - - NO LIP

TEMPLATE # _____

(J) EXIT/PANIC DEVICE x TRIM TEMPLATE #
 (PLEASE ENCLOSE WOOD DOOR TEMPLATE)

(L) AUTHORIZED SIGNATURE

(M) PURCHASE ORDER NUMBER

QUAN.	HAND	IDMARK	TOTAL DOORS THIS PAGE _____

(G) PEEP INFORMATION

PEEP DIAMETER _____

TOP OF DOOR TO C/L OF PEEP #1 _____

TOP OF DOOR TO C/L OF PEEP #2 _____